


RENPHO

User Manual

Pillow Massager

Model: RP-NM068



Thank you for choosing the RENPHO Pillow Massager. Please read this user manual before using the product and keep it for future reference.

WARNING

Do not expose the unit to extreme temperatures (hot or cold), open flames, humid conditions, or wet conditions.

Do not submerge in water.

Do not open this product or attempt to repair the unit yourself should it not be working.

Do not insert needles or pointed objects into the massager.

Important Safety Instructions

-Please consult your doctor prior to using this product, if

You are pregnant

You have a pacemaker

You have any concerns regarding your health.

-Never leave the appliance unattended, especially when children are present.

-This product is Not a toy for children! Not recommended for children under the age of 12 years old to use this product.

-Disconnect the product from the power source when not in use.

-Never cover the appliance while it is in operation.

-Extended use of the product can lead to the product's excessive heating and may cause damage to the product and/or its surroundings. To avoid any bodily harm, please discontinue use if the product feels too warm, then allow the unit to cool before operation.

-Do not massage any area of the body that feels inflamed or persistingly painful.

-Do not use this product as a substitute for medical attention.

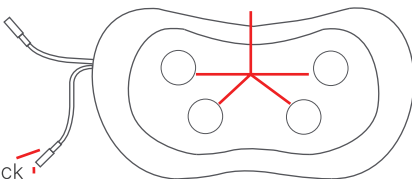
- Never use this product while in bed or while sleeping.
- This product should never be used by any individual suffering from any physical ailment or sensory deficiencies that would limit the user's capacity to operate the controls and/or feel the massage impact.
- The product has a heated surface. Persons insensitive to heat must be careful when using it.
- Any changes or modifications not expressly approved by the manufacturer could void the warranty.

Product Introduction

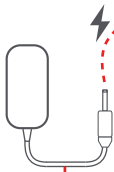
2. Handheld Controller



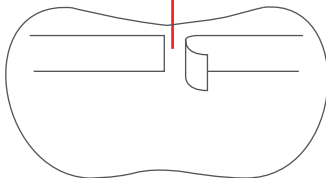
1. Massage Nodes



3. Power Jack



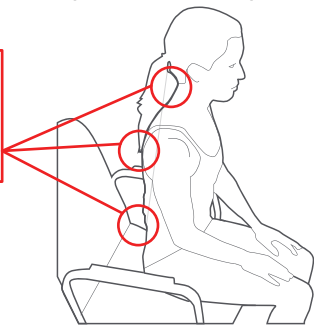
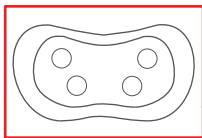
4. Velcro Strap



5. Adapter

Using the Pillow Massager

The massager is intended for use on the neck, lower back, shoulders, legs, calves, and feet. For optimal use, sit upright on a chair and place the massager where you would like to massage. Adjust the Velcro strap to hold the massager in place during use.




Attach the adapter to the power jack cable and plug the adapter into a wall outlet.

“” Press the power button to turn ON/OFF the massager.

“” Press the speed button to choose low or high speed.

“” Press the direction button to change the massage direction.

“” Press the heat button to turn ON/OFF the heat function.

When it's turned on, the default speed is high, and heating function is on.

Note: 1. The massager will automatically turn off after 15 minutes of continuous use to prevent over-heating. Press power button to restart another 15-minute massage if you want. (DO NOT use this product for more than 30 minutes at a time.)

2. If the product does not work, check if the power is not connected or the plug is loose. Fix the connection points as necessary.

3. Use the adapter provided in the package only.

Storage and Maintenance

1. Make sure the massager completely cool down before storage.
2. Do not place other objects on top of the massager.
3. If the product is not used for a certain period of time, store the product in a clean and dry place.
4. Unplug the massager and let the massager nodes cool down after use.
5. Use a slightly dampened (NOT WET) sponge/towel, gently wipe the outer covering. Be careful not to get excess water inside or on the massager.
6. Do not use any concentrated soaps or chemical agents to clean the massager.
7. Do not let the DC power jack cable come into contact with water or other liquids. Avoid wiping down the mesh covering the massager nodes; this material is very thin and water will seep through it.
8. Let the massager's cover dry completely before using and make sure that the AC adapter is not near water when using again.

Specification

Model: RP-NM068

Adapter: 100-240V~ 50/60Hz

Input: 12V= 2A

Rated Power: 24W

Auto-off Timer: 15 minutes

Product Size: 12.4 x 7.3 x 4.5inch/31.5 x 18.5 x 11.5cm

Product Weight: 2.87lb/1.3kg

Package Contents

RENPHO Pillow Massager x 1

Adapter x 1

User Manual x 1

Warranty Policy

Your RENPHO product purchase is covered by a one-year limited manufacturer warranty from the date of delivery.

For warranty terms and conditions, please visit:

<https://renpho.com/pages/warranty-terms-and-conditions>

Note: Product registration is not required for the warranty. If you choose not to register your product, it will not diminish the product warranty.

Customer Service

Please feel free to contact us if you have any questions or concerns. RENPHO Customer Service Team guarantees a quick response and hassle-free solutions to any issue you may have within business hours.

TEL: +1(844) 417 0149 (US ONLY)

Monday-Friday 9:00AM-4:30PM

1800 MY RENPHO (1800 69 7367) (AU ONLY)

Monday-Friday 9:00-5:00PM (GMT+10)

Email: support@renpho.com (US&CA)

support-au@renpho.com (AU)

*For defective products or the return of items, please contact us with your order number within the specified warranty period. DO NOT dispose of any product parts as they may be required for inspection/repair.

FCC Regulatory Compliance

This device complies with part 15 of the FCC Rules. Operation is subject to the following two conditions: (1) This device may not cause harmful interference, and (2) this device must accept any interference received, including interference that may cause undesired operation.

Warning: changes or modifications not expressly approved by the party responsible for compliance could void the user's authority to operate the equipment.

Note: This equipment has been tested and found to comply with the limits for a Class B digital device, pursuant to Part 15 of the FCC Rules. These limits are designed to provide reasonable protection against harmful interference in a residential installation. This equipment generates, uses and can radiate radio frequency energy and, if not installed and used in accordance with the instructions, may cause harmful interference to radio communications.

However, there is no guarantee that interference will not occur in a particular installation.

If this equipment does cause harmful interference to radio or television reception, which can be determined by turning the equipment off and on, the user is encouraged to try to correct the interference by one or more of the following measures:

- Reorient or relocate the receiving antenna.
- Increase the separation between the equipment and receiver.
- Connect the equipment into an outlet on a circuit different from that to which the receiver is connected.
- Consult the dealer or an experienced radio/TV technician for help.

ISED Regulatory compliance

This device complies with Industry Canada licence-exempt RSS standard(s).

Operation is subject to the following two conditions: (1) This device may not cause interference, and (2) This device must accept any interference, including interference that may cause undesired operation of the device.

Le présent appareil est conforme aux CNR d'Industrie Canada applicables aux appareils radio exempts de licence. L'exploitation est autorisée aux deux conditions suivantes:

- (1) l'appareil ne doit pas produire de brouillage, et
- (2) l'utilisateur de l'appareil doit accepter tout brouillage radioélectrique subi, même si le brouillage est susceptible d'en compromettre le fonctionnement.

US Importer: JOICOM CORPORATION

14129 The Merge Street, Building 3 Unit A, Eastvale, CA 92880

Manufacturer: Shenzhen Ruiyi Business Technology Co., Ltd.

Qianhai Complex A201, Qianwan Road 1, Qianhai
Shenzhen-Hong Kong Cooperation Zone, Shenzhen, P.R.China

Made in China

NA2